

REPORT NUMBER: ITL86235

PAGE: 1 OF 7

ISSUE DATE: 12/28/15

PREPARED FOR: B-K LIGHTING, INC.

CATALOG NUMBER: MN-LED-e69-SP-12-C, SN-MN-LED-e69-SP-12, ST-MN-LED-e69-SP-12,
SF-MN-LED-e69-SP-12, TF-MN-LED-e69-SP-12, RM-MN-LED-e69-SP-12,
PM-MN-LED-e69-SP-12, WM-MN-LED-e69-SP-12, SM-MN-LED-e69-SP-12,
CH-LED-e69-SP-12

LUMINAIRE: MACHINED CYLINDRICAL METAL HOUSING, 1 BLACK CIRCUIT BOARD WITH 3 LEDS,
ONE CLEAR PLASTIC LENS WITH ONE CONICAL OPTIC PER LED WITH SEMI-HEMISPHERICAL
RECESSED CENTER TOWARD LED, CLEAR MICRO-PRISMATIC FLAT GLASS LENS IN MACHINED
CYLINDRICAL BLACK PAINTED METAL LENS FRAME. LENS PRISMS OUT. LUMINAIRE AIMED
AT THE HORIZON FOR THIS TEST.

LAMPS: THREE WHITE LIGHT EMITTING DIODES (LEDs), AIMED AT THE HORIZON.

INPUT ELECTRICAL: 12.0 VOLTS, 6.51 WATTS, 0.605 AMPS

LED DRIVER: B-K LIGHTING 524438/400188-L

NOTE: DATA SHOWN IS ABSOLUTE FOR THE SAMPLE PROVIDED AT RATED INPUT VOLTAGE (12VAC,
60Hz) TO THE DRIVER.

TEST PROCEDURE: IESNA LM-79-08


TEST DISTANCE = 20.0 FEET

FLOODLIGHT CHARACTERISTICS

AXIAL CANDLEPOWER

IES TYPE 3H X 3V
MAXIMUM CANDLEPOWER 3991. AT 0.0 H, 0.0 V
HORIZONTAL BEAM ANGLE (50%) 16.0 deg
VERTICAL BEAM ANGLE (50%) 16.8 deg
HORIZONTAL FIELD ANGLE (10%) 32.9 deg
VERTICAL FIELD ANGLE (10%) 36.8 deg
BEAM LUMENS (% FIXTURE) 181. (36.0 %)
FIELD LUMENS (% FIXTURE) 386. (76.6 %)
TOTAL LUMENS (% FIXTURE) 504. (100.0 %)
EFFICACY = 77.4 lm/W

DEG	HORIZ.	DEG	VERT.
90.0	0.	90.0	0.
85.0	0.	85.0	0.
75.0	1.	75.0	1.
65.0	4.	65.0	3.
55.0	9.	55.0	6.
47.5	12.	47.5	9.
42.5	15.	42.5	13.
37.5	20.	37.5	20.
33.0	29.	33.0	34.
29.0	46.	29.0	58.
25.5	76.	25.5	98.
22.5	123.	22.5	162.
19.5	213.	19.5	290.
17.0	352.	17.0	459.
15.0	530.	15.0	660.
13.0	795.	13.0	937.
11.0	1167.	11.0	1302.
9.0	1677.	9.0	1769.
7.0	2316.	7.0	2351.
5.0	3015.	5.0	2997.
3.0	3611.	3.0	3593.
1.0	3948.	1.0	3938.
0.0	3991.	0.0	3991.
-1.0	3948.	-1.0	3962.
-3.0	3611.	-3.0	3674.
-5.0	3015.	-5.0	3136.
-7.0	2316.	-7.0	2477.
-9.0	1677.	-9.0	1881.
-11.0	1167.	-11.0	1406.
-13.0	795.	-13.0	1038.
-15.0	530.	-15.0	759.
-17.0	352.	-17.0	546.
-19.5	213.	-19.5	354.
-22.5	123.	-22.5	206.
-25.5	76.	-25.5	123.
-29.0	46.	-29.0	71.
-33.0	29.	-33.0	41.
-37.5	20.	-37.5	24.
-42.5	15.	-42.5	15.
-47.5	12.	-47.5	10.
-55.0	9.	-55.0	7.
-65.0	4.	-65.0	3.
-75.0	1.	-75.0	1.
-85.0	0.	-85.0	0.
-90.0	0.	-90.0	0.



Checked *M KLOPF*
Approved *R BEATTIE*
Lighting Engineer

ALL CANDELA AND LUMEN VALUES IN THIS REPORT ARE BASED ON ABSOLUTE PHOTOMETRY.

THIS REPORT IS BASED ON PUBLISHED INDUSTRY PROCEDURES. FIELD PERFORMANCE MAY DIFFER FROM LABORATORY PERFORMANCE.



INDEPENDENT TESTING LABORATORIES, INC.
4066 CAMELOT CIRCLE, LONGMONT, CO 80504 USA

PHONE: (303) 442-1255 • FAX: (970) 535-3114 • E-MAIL: itl@itlboulder.com • WEBSITE: www.itlboulder.com

REPORT NUMBER: ITL86235
ISSUE DATE: 12/28/15
PREPARED FOR: B-K LIGHTING, INC.

PAGE: 2 OF 7

CANDELA TABULATION

AVERAGE OF RIGHT AND LEFT SIDES

	0.0	1.0	3.0	5.0	7.0	9.0	11.0	13.0	15.0	17.0	19.5	22.5	25.5	29.0	33.0	37.5	42.5	47.5	55.0	65.0	75.0	85.0	90.0
90.0	0.	0.	0.	0.	0.	0.	0.	0.	0.	0.	0.	0.	0.	0.	0.	0.	0.	0.	0.	0.	0.	0.	0.
85.0	0.	0.	0.	0.	0.	0.	0.	0.	0.	0.	0.	0.	0.	0.	0.	0.	0.	0.	0.	0.	0.	0.	0.
75.0	1.	1.	1.	1.	1.	1.	1.	1.	1.	1.	1.	1.	1.	1.	1.	1.	1.	0.	0.	0.	0.	0.	0.
65.0	3.	3.	3.	3.	3.	3.	3.	3.	3.	3.	3.	4.	4.	3.	3.	2.	2.	1.	1.	0.	0.	0.	0.
55.0	6.	6.	6.	6.	6.	6.	6.	6.	6.	7.	7.	8.	7.	7.	5.	4.	3.	3.	2.	1.	0.	0.	0.
47.5	9.	9.	9.	9.	9.	9.	10.	10.	10.	11.	11.	11.	11.	9.	7.	6.	4.	3.	2.	1.	0.	0.	0.
42.5	13.	13.	13.	13.	13.	13.	13.	13.	14.	14.	14.	14.	13.	11.	8.	7.	5.	4.	3.	2.	1.	0.	0.
37.5	20.	20.	20.	20.	20.	19.	19.	19.	19.	19.	18.	17.	15.	12.	10.	8.	6.	5.	4.	2.	1.	0.	0.
33.0	34.	34.	33.	32.	31.	30.	29.	28.	27.	26.	24.	21.	17.	14.	11.	9.	7.	6.	4.	2.	1.	0.	0.
29.0	58.	58.	57.	55.	52.	49.	46.	42.	39.	35.	31.	25.	21.	16.	13.	10.	8.	6.	5.	3.	1.	0.	0.
25.5	98.	98.	96.	91.	84.	77.	69.	62.	55.	48.	40.	32.	25.	19.	14.	11.	8.	7.	5.	3.	1.	0.	0.
22.5	162.	163.	158.	148.	135.	120.	104.	90.	77.	65.	52.	39.	30.	22.	16.	12.	9.	7.	6.	3.	1.	0.	0.
19.5	290.	285.	275.	251.	221.	190.	160.	132.	108.	88.	67.	49.	36.	25.	18.	13.	10.	8.	6.	3.	1.	0.	0.
17.0	459.	458.	439.	394.	339.	284.	231.	184.	145.	114.	84.	59.	41.	28.	19.	14.	11.	9.	6.	3.	1.	0.	0.
15.0	660.	657.	627.	558.	473.	389.	308.	239.	183.	140.	100.	67.	46.	31.	21.	15.	11.	9.	7.	4.	1.	0.	0.
13.0	937.	927.	879.	774.	649.	523.	404.	308.	229.	171.	118.	77.	52.	34.	22.	16.	12.	10.	7.	4.	1.	0.	0.
11.0	1302.	1287.	1212.	1057.	871.	690.	524.	388.	282.	205.	137.	87.	57.	37.	24.	17.	12.	10.	8.	4.	1.	0.	0.
9.0	1769.	1755.	1640.	1410.	1145.	891.	660.	478.	340.	242.	157.	96.	62.	39.	25.	18.	13.	11.	8.	4.	1.	0.	0.
7.0	2351.	2323.	2153.	1833.	1465.	1116.	811.	574.	399.	277.	176.	105.	67.	42.	27.	18.	14.	11.	8.	4.	1.	0.	0.
5.0	2997.	2972.	2723.	2302.	1804.	1342.	960.	668.	456.	310.	192.	113.	71.	44.	28.	19.	14.	12.	9.	4.	1.	0.	0.
3.0	3593.	3556.	3249.	2724.	2103.	1539.	1083.	742.	498.	335.	205.	118.	74.	45.	28.	20.	15.	12.	9.	4.	1.	0.	0.
1.0	3938.	3896.	3561.	2976.	2287.	1659.	1155.	787.	524.	349.	211.	122.	75.	46.	29.	20.	15.	12.	9.	4.	1.	0.	0.
0.0	3991.	3948.	3611.	3015.	2316.	1677.	1167.	795.	530.	352.	213.	123.	76.	46.	29.	20.	15.	12.	9.	4.	1.	0.	0.
-1.0	3962.	3917.	3583.	2991.	2298.	1668.	1164.	793.	529.	352.	213.	123.	76.	46.	29.	20.	15.	12.	9.	4.	1.	0.	0.
-3.0	3674.	3638.	3322.	2777.	2145.	1568.	1105.	758.	510.	342.	208.	120.	74.	45.	29.	20.	15.	12.	8.	4.	1.	0.	0.
-5.0	3136.	3091.	2841.	2395.	1862.	1388.	994.	693.	473.	321.	198.	115.	72.	44.	28.	19.	14.	11.	8.	4.	1.	0.	0.
-7.0	2477.	2458.	2264.	1939.	1541.	1170.	857.	607.	423.	292.	183.	109.	68.	42.	27.	18.	13.	11.	8.	4.	1.	0.	0.
-9.0	1881.	1866.	1733.	1506.	1226.	954.	714.	516.	366.	257.	165.	100.	64.	40.	26.	18.	13.	10.	7.	4.	1.	0.	0.
-11.0	1406.	1394.	1305.	1151.	951.	757.	576.	428.	307.	220.	146.	92.	60.	38.	24.	17.	12.	10.	7.	4.	1.	0.	0.
-13.0	1038.	1025.	972.	862.	729.	591.	457.	345.	253.	185.	127.	82.	54.	35.	23.	16.	12.	9.	7.	3.	1.	0.	0.
-15.0	759.	752.	715.	641.	549.	450.	354.	272.	204.	154.	108.	72.	49.	32.	22.	15.	11.	9.	6.	3.	1.	0.	0.
-17.0	546.	544.	517.	469.	405.	335.	268.	210.	162.	126.	91.	62.	44.	30.	20.	15.	11.	9.	6.	3.	1.	0.	0.
-19.5	354.	351.	337.	306.	269.	227.	186.	150.	120.	96.	73.	52.	38.	26.	19.	14.	10.	8.	6.	3.	1.	0.	0.
-22.5	206.	204.	198.	183.	164.	142.	122.	102.	85.	70.	56.	41.	31.	23.	17.	12.	9.	8.	5.	3.	1.	0.	0.
-25.5	123.	123.	118.	111.	102.	91.	80.	70.	60.	52.	42.	33.	26.	20.	15.	11.	9.	7.	5.	3.	1.	0.	0.
-29.0	71.	71.	69.	66.	62.	57.	52.	47.	42.	37.	32.	26.	21.	17.	13.	10.	8.	6.	4.	2.	1.	0.	0.
-33.0	41.	41.	40.	39.	37.	35.	34.	31.	29.	27.	24.	20.	17.	14.	11.	9.	7.	6.	4.	2.	1.	0.	0.
-37.5	24.	24.	24.	24.	23.	23.	22.	21.	21.	20.	18.	16.	14.	12.	10.	8.	6.	5.	3.	2.	1.	0.	0.
-42.5	15.	15.	15.	15.	15.	15.	15.	15.	15.	15.	14.	13.	12.	10.	8.	7.	5.	4.	3.	2.	0.	0.	0.
-47.5	10.	11.	11.	11.	11.	11.	11.	11.	11.	11.	11.	11.	10.	8.	7.	6.	4.	4.	2.	1.	0.	0.	0.
-55.0	7.	7.	7.	7.	7.	7.	7.	7.	7.	7.	7.	7.	7.	6.	5.	4.	3.	3.	2.	1.	0.	0.	0.
-65.0	3.	3.	3.	3.	3.	3.	3.	3.	3.	4.	4.	4.	4.	3.	3.	2.	2.	1.	1.	0.	0.	0.	0.
-75.0	1.	1.	1.	1.	1.	1.	1.	1.	1.	1.	1.	1.	1.	1.	1.	1.	1.	0.	0.	0.	0.	0.	0.
-85.0	0.	0.	0.	0.	0.	0.	0.	0.	0.	0.	0.	0.	0.	0.	0.	0.	0.	0.	0.	0.	0.	0.	0.
-90.0	0.	0.	0.	0.	0.	0.	0.	0.	0.	0.	0.	0.	0.	0.	0.	0.	0.	0.	0.	0.	0.	0.	0.

BEAM EDGE = 1996. CP = 50% OF MAX
FIELD EDGE = 399. CP = 10% OF MAX

THIS REPORT IS BASED ON PUBLISHED INDUSTRY PROCEDURES. FIELD PERFORMANCE MAY DIFFER FROM LABORATORY PERFORMANCE.



INDEPENDENT TESTING LABORATORIES, INC.
4066 CAMELOT CIRCLE, LONGMONT, CO 80504 USA

PHONE: (303) 442-1255 • FAX: (970) 535-3114 • E-MAIL: itl@itlboulder.com • WEBSITE: www.itlboulder.com

REPORT NUMBER: ITL86235
ISSUE DATE: 12/28/15
PREPARED FOR: B-K LIGHTING, INC.

PAGE: 3 OF 7

CANDELA TABULATION - FIELD ONLY

AVERAGE OF RIGHT AND LEFT SIDES

	0.0	1.0	3.0	5.0	7.0	9.0	11.0	13.0	15.0	17.0	19.5	22.5	25.5	29.0	33.0	37.5	42.5	47.5	55.0	65.0	75.0	85.0	90.0
90.0																							
85.0																							
75.0																							
65.0																							
55.0																							
47.5																							
42.5																							
37.5																							
33.0																							
29.0																							
25.5																							
22.5																							
19.5																							
17.0	459.	458.	439.																				
15.0	660.	657.	627.	558.	473.																		
13.0	937.	927.	879.	774.	649.	523.	404.																
11.0	1302.	1287.	1212.	1057.	871.	690.	524.																
9.0	1769.	1755.	1640.	1410.	1145.	891.	660.	478.															
7.0	2351.	2323.	2153.	1833.	1465.	1116.	811.	574.															
5.0	2997.	2972.	2723.	2302.	1804.	1342.	960.	668.	456.														
3.0	3593.	3556.	3249.	2724.	2103.	1539.	1083.	742.	498.														
1.0	3938.	3896.	3561.	2976.	2287.	1659.	1155.	787.	524.														
0.0	3991.	3948.	3611.	3015.	2316.	1677.	1167.	795.	530.														
-1.0	3962.	3917.	3583.	2991.	2298.	1668.	1164.	793.	529.														
-3.0	3674.	3638.	3322.	2777.	2145.	1568.	1105.	758.	510.														
-5.0	3136.	3091.	2841.	2395.	1862.	1388.	994.	693.	473.														
-7.0	2477.	2458.	2264.	1939.	1541.	1170.	857.	607.	423.														
-9.0	1881.	1866.	1733.	1506.	1226.	954.	714.	516.															
-11.0	1406.	1394.	1305.	1151.	951.	757.	576.	428.															
-13.0	1038.	1025.	972.	862.	729.	591.	457.																
-15.0	759.	752.	715.	641.	549.	450.																	
-17.0	546.	544.	517.	469.	405.																		
-19.5																							
-22.5																							
-25.5																							
-29.0																							
-33.0																							
-37.5																							
-42.5																							
-47.5																							
-55.0																							
-65.0																							
-75.0																							
-85.0																							
-90.0																							

BEAM EDGE = 1996. CP = 50% OF MAX
FIELD EDGE = 399. CP = 10% OF MAX

THIS REPORT IS BASED ON PUBLISHED INDUSTRY PROCEDURES. FIELD PERFORMANCE MAY DIFFER FROM LABORATORY PERFORMANCE.



INDEPENDENT TESTING LABORATORIES, INC.
4066 CAMELOT CIRCLE, LONGMONT, CO 80504 USA

PHONE: (303) 442-1255 • FAX: (970) 535-3114 • E-MAIL: itl@itlboulder.com • WEBSITE: www.itlboulder.com

REPORT NUMBER: ITL86235
ISSUE DATE: 12/28/15
PREPARED FOR: B-K LIGHTING, INC.

PAGE: 4 OF 7

LUMEN TABULATION

AVERAGE OF RIGHT AND LEFT SIDES

	0	2	4	6	8	10	12	14	16	18	21	24	27	31	35	40	45	50	60	70	80	90	TOTAL
90	0.0	0.0	0.0	0.0	0.0	0.0	0.0	0.0	0.0	0.0	0.0	0.0	0.0	0.0	0.0	0.0	0.0	0.0	0.0	0.0	0.0	0.0	0.0
80	0.0	0.0	0.0	0.0	0.0	0.0	0.0	0.0	0.0	0.0	0.0	0.0	0.0	0.0	0.0	0.0	0.0	0.0	0.0	0.0	0.0	0.0	0.1
70	0.0	0.0	0.0	0.0	0.0	0.0	0.0	0.0	0.0	0.0	0.0	0.0	0.0	0.0	0.0	0.0	0.0	0.0	0.0	0.0	0.0	0.0	0.4
60	0.0	0.0	0.0	0.0	0.0	0.0	0.0	0.0	0.0	0.1	0.1	0.1	0.1	0.1	0.1	0.0	0.0	0.0	0.0	0.0	0.0	0.0	0.8
50	0.0	0.0	0.0	0.0	0.0	0.0	0.0	0.0	0.0	0.0	0.0	0.0	0.0	0.0	0.0	0.0	0.0	0.0	0.0	0.0	0.0	0.0	0.6
45	0.0	0.0	0.0	0.0	0.0	0.0	0.0	0.0	0.0	0.1	0.1	0.1	0.1	0.1	0.0	0.0	0.0	0.0	0.0	0.0	0.0	0.0	0.8
40	0.1	0.1	0.1	0.1	0.1	0.1	0.1	0.1	0.1	0.1	0.1	0.1	0.1	0.1	0.1	0.0	0.0	0.0	0.0	0.0	0.0	0.0	1.0
35	0.1	0.1	0.1	0.1	0.1	0.1	0.1	0.1	0.1	0.1	0.1	0.1	0.1	0.1	0.0	0.0	0.0	0.0	0.0	0.0	0.0	0.0	1.1
31	0.1	0.1	0.1	0.1	0.1	0.1	0.1	0.1	0.1	0.1	0.1	0.1	0.1	0.1	0.0	0.0	0.0	0.0	0.0	0.0	0.0	0.0	1.6
27	0.2	0.2	0.2	0.2	0.1	0.1	0.1	0.1	0.1	0.1	0.1	0.1	0.1	0.1	0.0	0.0	0.0	0.0	0.0	0.0	0.0	0.0	1.7
24	0.3	0.3	0.3	0.2	0.2	0.2	0.2	0.1	0.1	0.1	0.1	0.1	0.1	0.1	0.0	0.0	0.0	0.0	0.0	0.0	0.0	0.0	2.5
21	0.5	0.5	0.5	0.4	0.3	0.3	0.2	0.2	0.2	0.2	0.1	0.1	0.1	0.1	0.1	0.0	0.0	0.0	0.0	0.0	0.0	0.0	3.8
18	0.6	0.5	0.5	0.4	0.3	0.3	0.2	0.2	0.1	0.1	0.1	0.1	0.1	0.1	0.0	0.0	0.0	0.0	0.0	0.0	0.0	0.0	3.6
16	0.8	0.8	0.7	0.6	0.5	0.4	0.3	0.2	0.2	0.2	0.1	0.1	0.1	0.1	0.0	0.0	0.0	0.0	0.0	0.0	0.0	0.0	4.9
14	1.1	1.1	0.9	0.8	0.6	0.5	0.4	0.3	0.2	0.2	0.1	0.1	0.1	0.1	0.0	0.0	0.0	0.0	0.0	0.0	0.0	0.0	6.5
12	1.6	1.5	1.3	1.1	0.8	0.6	0.5	0.3	0.2	0.2	0.1	0.1	0.1	0.1	0.0	0.0	0.0	0.0	0.0	0.0	0.0	0.0	8.6
10	2.1	2.0	1.7	1.4	1.1	0.8	0.6	0.4	0.3	0.3	0.2	0.1	0.1	0.1	0.1	0.0	0.0	0.0	0.0	0.0	0.0	0.0	11.1
8	2.8	2.6	2.2	1.8	1.3	1.0	0.7	0.5	0.3	0.3	0.2	0.1	0.1	0.1	0.1	0.0	0.0	0.0	0.0	0.0	0.0	0.0	14.1
6	3.6	3.3	2.8	2.2	1.6	1.1	0.8	0.5	0.4	0.3	0.2	0.1	0.1	0.1	0.1	0.0	0.0	0.0	0.0	0.0	0.0	0.0	17.3
4	4.3	4.0	3.3	2.5	1.9	1.3	0.9	0.6	0.4	0.4	0.2	0.1	0.1	0.1	0.1	0.0	0.0	0.0	0.0	0.0	0.0	0.0	20.1
2	4.7	4.3	3.6	2.8	2.0	1.4	0.9	0.6	0.4	0.4	0.2	0.1	0.1	0.1	0.1	0.0	0.0	0.0	0.0	0.0	0.0	0.0	21.8
0	4.8	4.4	3.6	2.8	2.0	1.4	0.9	0.6	0.4	0.4	0.2	0.1	0.1	0.1	0.1	0.0	0.0	0.0	0.0	0.0	0.0	0.0	21.9
-2	4.4	4.0	3.4	2.6	1.9	1.3	0.9	0.6	0.4	0.4	0.2	0.1	0.1	0.1	0.1	0.0	0.0	0.0	0.0	0.0	0.0	0.0	20.5
-4	3.8	3.5	2.9	2.3	1.7	1.2	0.8	0.6	0.4	0.3	0.2	0.1	0.1	0.1	0.1	0.0	0.0	0.0	0.0	0.0	0.0	0.0	17.9
-6	3.0	2.8	2.4	1.9	1.4	1.0	0.7	0.5	0.3	0.3	0.2	0.1	0.1	0.1	0.1	0.0	0.0	0.0	0.0	0.0	0.0	0.0	14.8
-8	2.3	2.1	1.8	1.5	1.1	0.9	0.6	0.4	0.3	0.3	0.2	0.1	0.1	0.1	0.1	0.0	0.0	0.0	0.0	0.0	0.0	0.0	11.9
-10	1.7	1.6	1.4	1.2	0.9	0.7	0.5	0.4	0.3	0.3	0.2	0.1	0.1	0.1	0.0	0.0	0.0	0.0	0.0	0.0	0.0	0.0	9.3
-12	1.2	1.2	1.0	0.9	0.7	0.5	0.4	0.3	0.2	0.2	0.1	0.1	0.1	0.1	0.0	0.0	0.0	0.0	0.0	0.0	0.0	0.0	7.2
-14	0.9	0.9	0.8	0.7	0.5	0.4	0.3	0.2	0.2	0.2	0.1	0.1	0.1	0.1	0.0	0.0	0.0	0.0	0.0	0.0	0.0	0.0	5.5
-16	0.7	0.6	0.6	0.5	0.4	0.3	0.2	0.2	0.1	0.2	0.1	0.1	0.1	0.1	0.0	0.0	0.0	0.0	0.0	0.0	0.0	0.0	4.2
-18	0.6	0.6	0.6	0.5	0.4	0.3	0.3	0.2	0.2	0.2	0.1	0.1	0.1	0.1	0.1	0.0	0.0	0.0	0.0	0.0	0.0	0.0	4.4
-21	0.4	0.4	0.3	0.3	0.3	0.2	0.2	0.2	0.1	0.1	0.1	0.1	0.1	0.1	0.1	0.0	0.0	0.0	0.0	0.0	0.0	0.0	2.9
-24	0.2	0.2	0.2	0.2	0.2	0.1	0.1	0.1	0.1	0.1	0.1	0.1	0.1	0.1	0.0	0.0	0.0	0.0	0.0	0.0	0.0	0.0	2.0
-27	0.2	0.2	0.2	0.1	0.1	0.1	0.1	0.1	0.1	0.1	0.1	0.1	0.1	0.1	0.1	0.0	0.0	0.0	0.0	0.0	0.0	0.0	1.8
-31	0.1	0.1	0.1	0.1	0.1	0.1	0.1	0.1	0.1	0.1	0.1	0.1	0.1	0.1	0.0	0.0	0.0	0.0	0.0	0.0	0.0	0.0	1.2
-35	0.1	0.1	0.1	0.1	0.1	0.1	0.1	0.1	0.1	0.1	0.1	0.1	0.1	0.1	0.1	0.0	0.0	0.0	0.0	0.0	0.0	0.0	1.1
-40	0.0	0.0	0.0	0.0	0.0	0.0	0.0	0.0	0.0	0.0	0.1	0.1	0.0	0.1	0.0	0.0	0.0	0.0	0.0	0.0	0.0	0.0	0.8
-45	0.0	0.0	0.0	0.0	0.0	0.0	0.0	0.0	0.0	0.0	0.0	0.0	0.0	0.0	0.0	0.0	0.0	0.0	0.0	0.0	0.0	0.0	0.6
-50	0.0	0.0	0.0	0.0	0.0	0.0	0.0	0.0	0.0	0.0	0.1	0.1	0.1	0.1	0.1	0.0	0.0	0.0	0.0	0.0	0.0	0.0	0.8
-60	0.0	0.0	0.0	0.0	0.0	0.0	0.0	0.0	0.0	0.0	0.0	0.0	0.0	0.0	0.0	0.0	0.0	0.0	0.0	0.0	0.0	0.0	0.4
-70	0.0	0.0	0.0	0.0	0.0	0.0	0.0	0.0	0.0	0.0	0.0	0.0	0.0	0.0	0.0	0.0	0.0	0.0	0.0	0.0	0.0	0.0	0.1
-80	0.0	0.0	0.0	0.0	0.0	0.0	0.0	0.0	0.0	0.0	0.0	0.0	0.0	0.0	0.0	0.0	0.0	0.0	0.0	0.0	0.0	0.0	0.0
-90	47.6	44.1	37.8	30.2	23.2	17.2	12.5	9.0	6.5	6.7	4.4	3.0	2.7	1.9	1.6	1.1	0.8	1.0	0.4	0.1	0.0	0.0	251.9

LUMEN TOTAL THIS PAGE = 251.9



INDEPENDENT TESTING LABORATORIES, INC.
4066 CAMELOT CIRCLE, LONGMONT, CO 80504 USA

PHONE: (303) 442-1255 • FAX: (970) 535-3114 • E-MAIL: itl@itlboulder.com • WEBSITE: www.itlboulder.com

REPORT NUMBER: ITL86235
ISSUE DATE: 12/28/15
PREPARED FOR: B-K LIGHTING, INC.

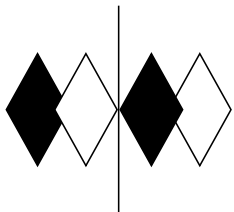
PAGE: 5 OF 7

LUMEN TABULATION - FIELD ONLY

AVERAGE OF RIGHT AND LEFT SIDES

	0	2	4	6	8	10	12	14	16	18	21	24	27	31	35	40	45	50	60	70	80	90	TOTAL
90																							0.0
80																							0.0
70																							0.0
60																							0.0
50																							0.0
45																							0.0
40																							0.0
35																							0.0
31																							0.0
27																							0.0
24																							0.0
21																							0.0
18																							0.0
16	0.6	0.5																					1.1
14	0.8	0.8	0.7	0.6																			2.8
12	1.1	1.1	0.9	0.8	0.6	0.5																	5.0
10	1.6	1.5	1.3	1.1	0.8	0.6																	6.8
8	2.1	2.0	1.7	1.4	1.1	0.8	0.6																9.7
6	2.8	2.6	2.2	1.8	1.3	1.0	0.7																12.4
4	3.6	3.3	2.8	2.2	1.6	1.1	0.8	0.5															16.0
2	4.3	4.0	3.3	2.5	1.9	1.3	0.9	0.6															18.7
0	4.7	4.3	3.6	2.8	2.0	1.4	0.9	0.6															20.4
-2	4.8	4.4	3.6	2.8	2.0	1.4	0.9	0.6															20.5
-4	4.4	4.0	3.4	2.6	1.9	1.3	0.9	0.6															19.1
-6	3.8	3.5	2.9	2.3	1.7	1.2	0.8	0.6															16.6
-8	3.0	2.8	2.4	1.9	1.4	1.0	0.7	0.5															13.6
-10	2.3	2.1	1.8	1.5	1.1	0.9	0.6																10.3
-12	1.7	1.6	1.4	1.2	0.9	0.7	0.5																7.9
-14	1.2	1.2	1.0	0.9	0.7	0.5																	5.6
-16	0.9	0.9	0.8	0.7	0.5																		3.8
-18	0.7	0.6	0.6	0.5																			2.4
-21																							0.0
-24																							0.0
-27																							0.0
-31																							0.0
-35																							0.0
-40																							0.0
-45																							0.0
-50																							0.0
-60																							0.0
-70																							0.0
-80																							0.0
-90																							0.0
	44.5	41.0	34.4	27.2	19.6	13.7	8.4	4.0	0.0	0.0	0.0	0.0	0.0	0.0	0.0	0.0	0.0	0.0	0.0	0.0	0.0	0.0	192.9

LUMEN TOTAL THIS PAGE = 192.9



itl boulder
THE LIGHT CENTER OF THE INDUSTRY SINCE 1955

NVLAP
NVLAP LAB CODE: 200925-0

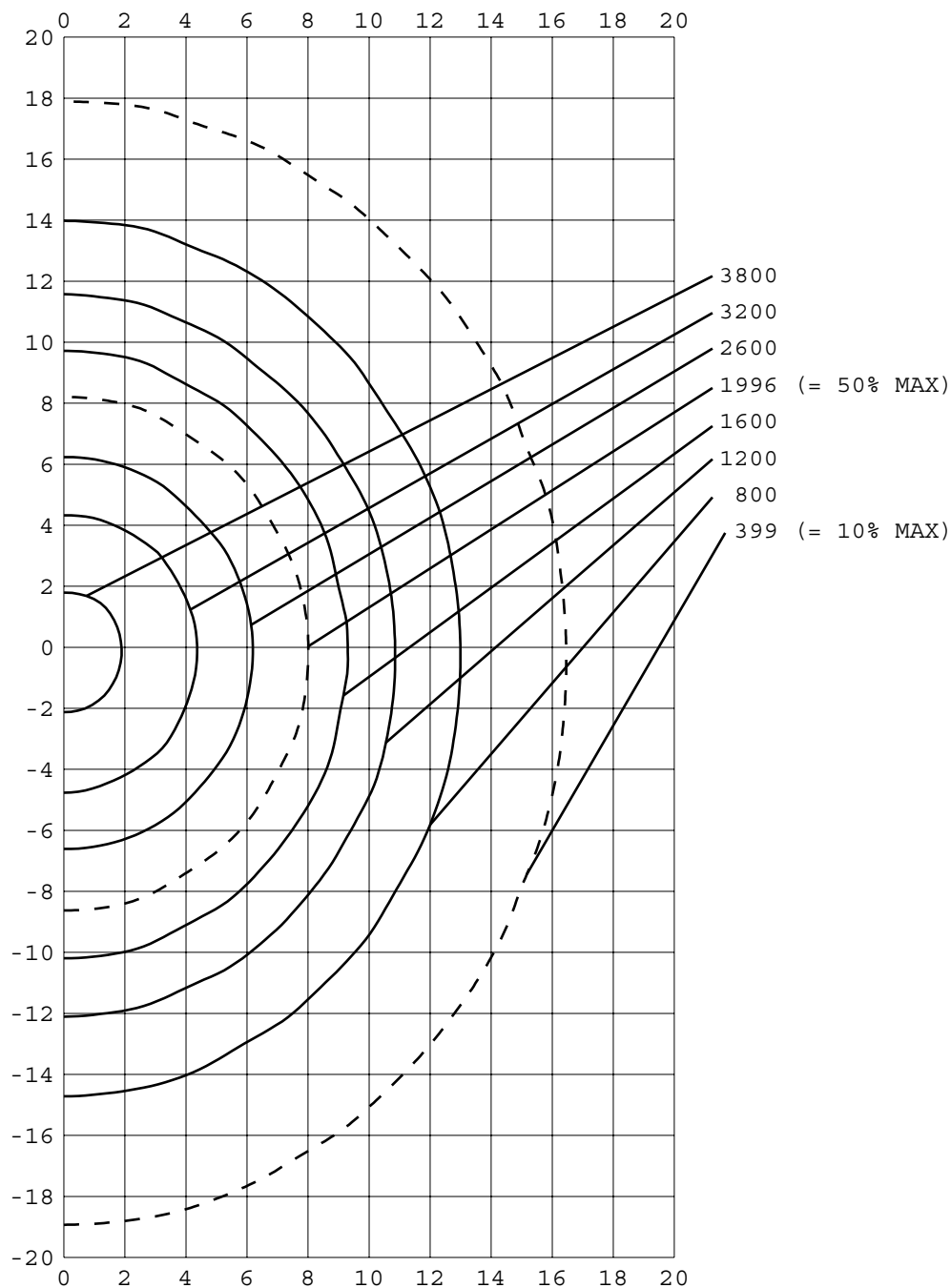
INDEPENDENT TESTING LABORATORIES, INC.
4066 CAMELOT CIRCLE, LONGMONT, CO 80504 USA
PHONE: (303) 442-1255 • FAX: (970) 535-3114 • E-MAIL: itl@itlboulder.com • WEBSITE: www.itlboulder.com

REPORT NUMBER: ITL86235
ISSUE DATE: 12/28/15
PREPARED FOR: B-K LIGHTING, INC.

PAGE: 6 OF 7

ISOCANDELA CURVES

AVERAGE OF RIGHT AND LEFT SIDES





itl boulder
THE LIGHT CENTER OF THE INDUSTRY SINCE 1955



INDEPENDENT TESTING LABORATORIES, INC.
4066 CAMELOT CIRCLE, LONGMONT, CO 80504 USA

PHONE: (303) 442-1255 • FAX: (970) 535-3114 • E-MAIL: itl@itlboulder.com • WEBSITE: www.itlboulder.com

REPORT NUMBER: ITL86235
ISSUE DATE: 12/28/15
PREPARED FOR: B-K LIGHTING, INC.

PAGE: 7 OF 7

ADDRESS: 40429 BRICKYARD DRIVE
MADERA, CA 93636-9515

THIS ITL REPORT WITH THE USE OF THE NVLAP LOGO SHALL NOT BE USED BY THE CLIENT TO CLAIM PRODUCT CERTIFICATION, APPROVAL, OR ENDORSEMENT BY NVLAP, NIST, OR ANY AGENCY OF THE FEDERAL GOVERNMENT.